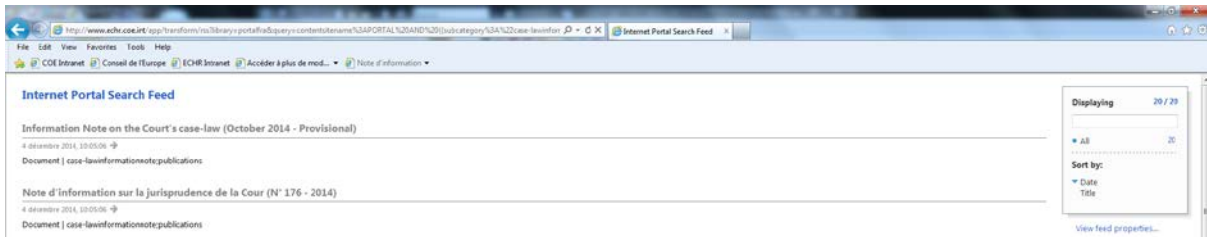


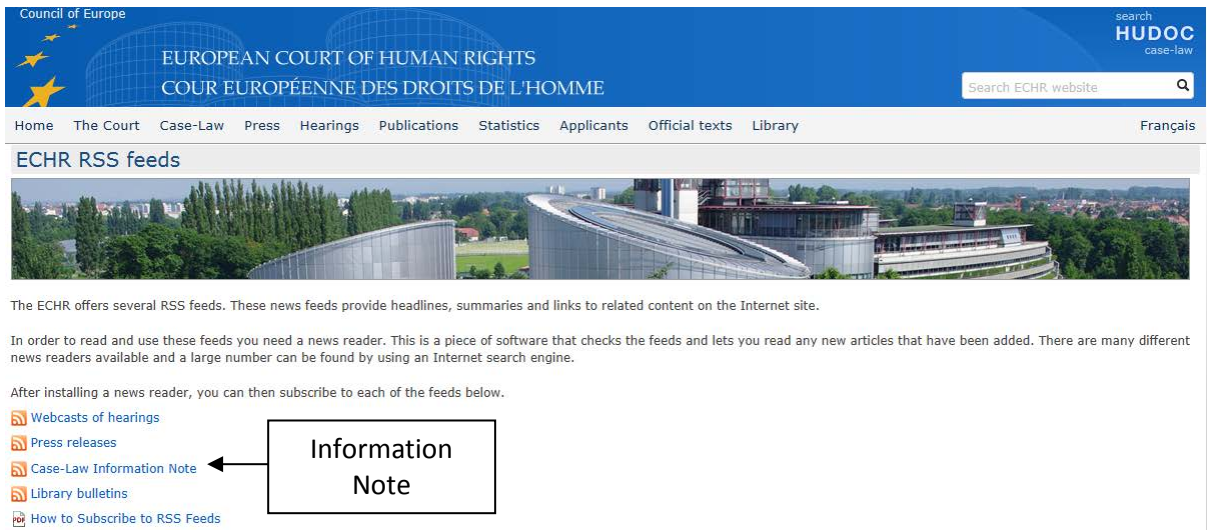
EUROPEAN COURT OF HUMAN RIGHTS
COUR EUROPÉENNE DES DROITS DE L'HOMME

How to subscribe to RSS Feeds

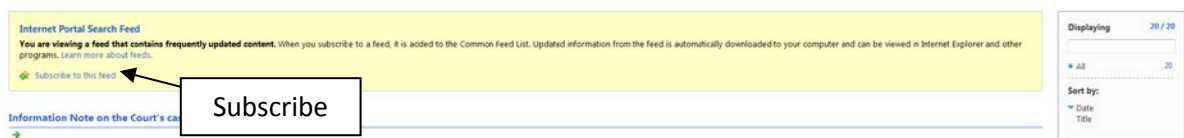
The Court's website offers the possibility of subscribing to the following RSS¹ feeds: webcasts of hearings; press releases; Case-Law Information Note; library bulletins. The RSS feed lets you know when any new documents are published on the site. So whenever you click on the link created in your Favorites bar, this will open a web page with the most recently published document appearing at the top of the list.



If you want to subscribe for example to the Case-Law Information Note RSS feed, click on “Subscribe to this feed” in the page of the [RSS feeds of the Court](#).

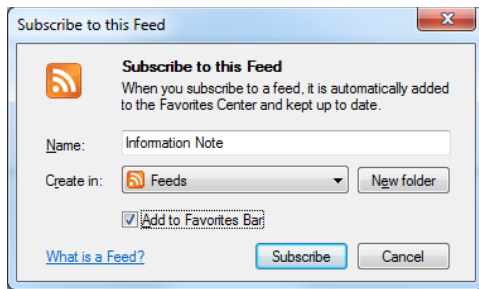


Then click on “Subscribe to this feed”

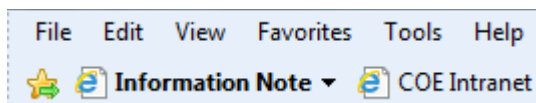


¹ In order to read and use these feeds you need a news reader. This is a piece of software that checks the feeds and lets you read any new articles that have been added. There are many different news readers available; a large number can be found using an Internet search engine. Once you have installed a news reader you can subscribe to the feeds. For your information, you can subscribe directly to RSS feeds in Internet Explorer 9.

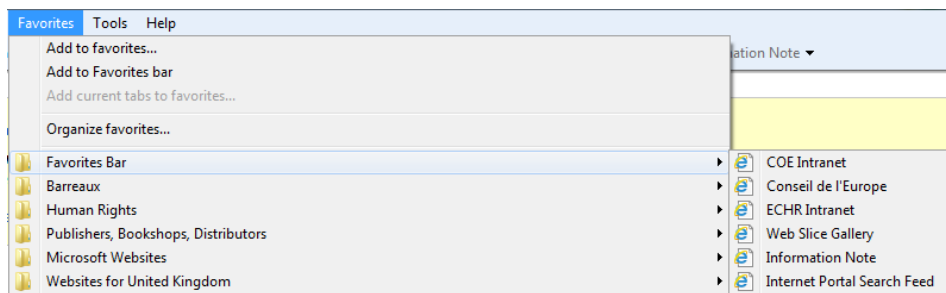
In the window that opens, you should change the Name field by entering “Information Note”, then tick “Add to Favorites Bar” and click on “Subscribe”.




The RSS feed will now be available in your Favorites bar if you have activated it.



Or you can access it via Favorites → Favorites Bar → Information Note



You may find that the link has automatically been named “Internet Portal Search Feed”. You can rename it by doing a right click and selecting “Rename”.

To unsubscribe from the RSS feed, all you need to do is access the RSS table by clicking on the star  on the top left-hand side of the page in Internet Explorer. Then do a right click and select “Delete” and then “Yes”.

