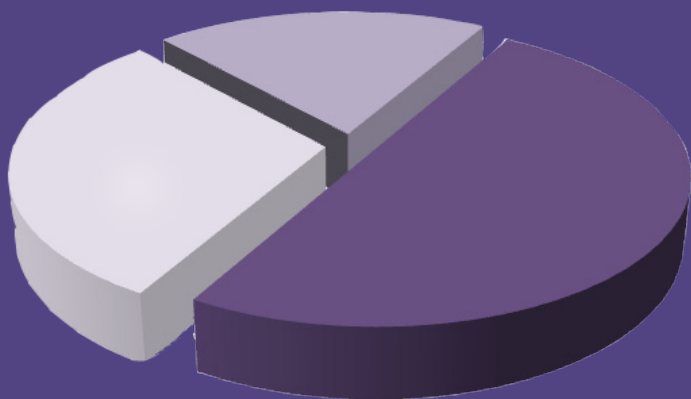


OVERVIEW 1959-2011



This document, including the Table of violation by Article and by State, has been prepared by the Public Relations Unit of the Court, and does not bind the Court. It is intended to provide basic general information about the way the Court works.

For more detailed information, please refer to documents issued by the Registry available on the Court's website **www.echr.coe.int**

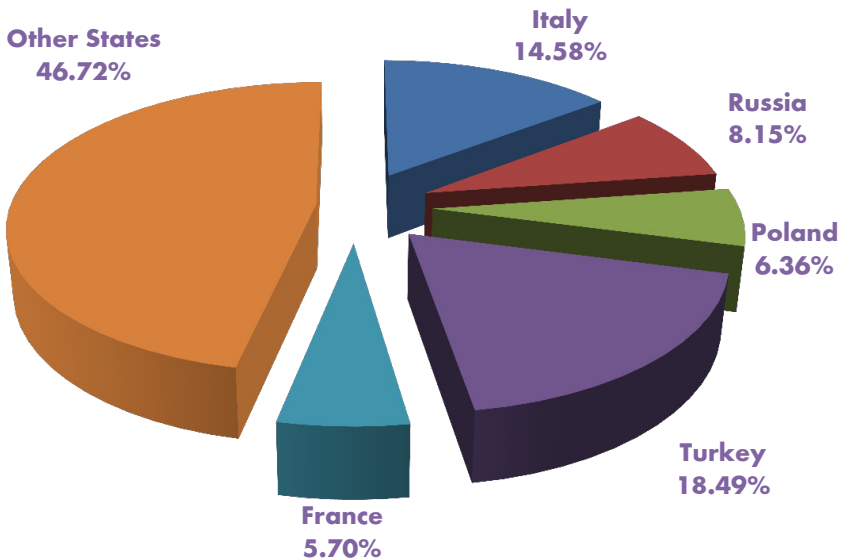
© European Court of Human Rights, February 2012

Statistics 1959 to 2011

Violation judgments by State

Since it was established in 1959, the Court delivered more than 15,000 judgments. Near the half of the judgments concerned four member States: Turkey (2,747), Italy (2,166), Russia (1,212) and Poland (945).

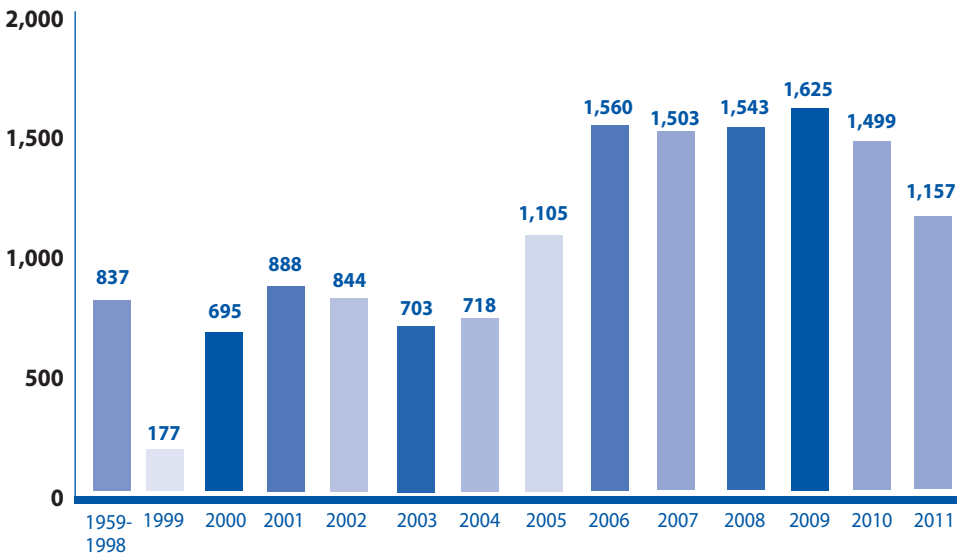
Of the total number of judgments it has delivered since 1959, in over 83% of cases the Court has found at least one violation of the Convention by the respondent State.



Judgments delivered by the Court

Since the reform of the Convention system on 1 November 1998, there has been a considerable increase in the Court’s caseload. Barely ten years after the reform, the Court delivered its 10,000th judgment. Its output is such that more than 91% of the Court’s judgments since its creation in 1959 have been delivered between 1998 and 2011.

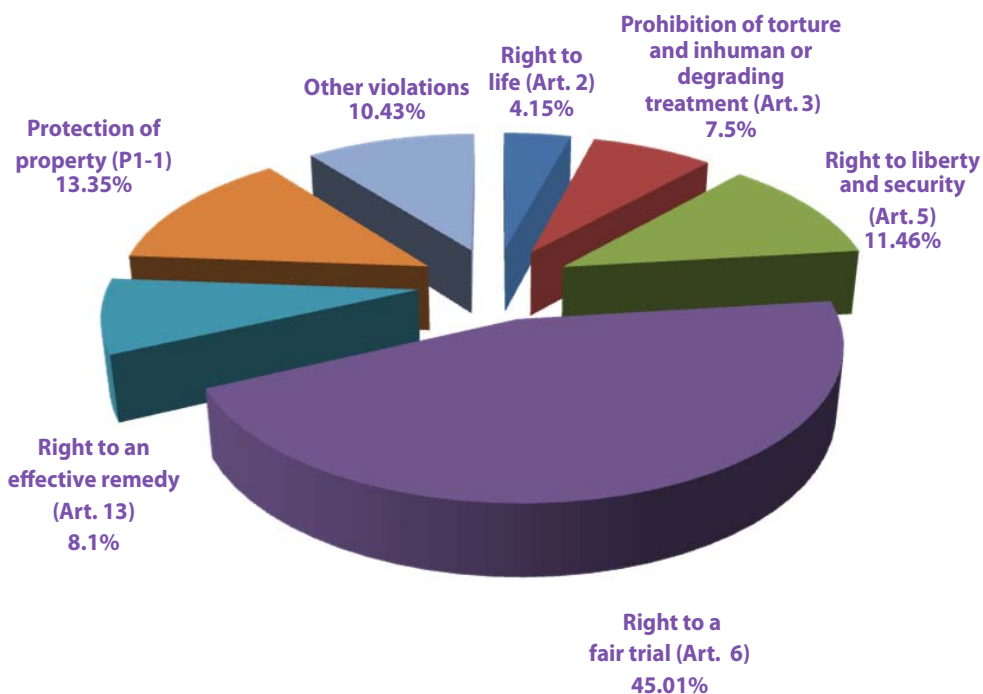
In recent years the Court has concentrated on examining complex cases and has decided to join certain applications which raise similar legal questions so that it can consider them jointly. Thus, although the number of judgments delivered each year is not increasing as rapidly as in the past, the Court has examined more applications.



Subject-matter of the Court's violation judgments

Near the half of the judgments in which the Court found a violation included a violation of Article 6, whether on account of the fairness or the length of the proceedings. Furthermore, 58% of violations found by the Court concern Article 6 and Protocol 1 Article 1 (Protection of property).

Lastly, more than 11% of violations found by the Court concern the right to life or the prohibition of torture and inhuman or degrading treatment (Articles 2 and 3 of the Convention).



1959-2011	Total number of judgments					Other Articles of the Convention																										
	Judgments finding a violation	Judgments finding no violation	Finaly settlement / Friendly judgments	Other judgments**	Right to life - deprivation of life	Lack of effective investigation	Prohibition of torture	Inhuman or degrading treatment	Lack of effective investigation	Prohibition of slavery / forced labour	Right to liberty and security	Length of proceedings	Non enforcement	Freedom of thought, conscience and religion	Freedom of expression	Right to respect for private and family life	Freedom of assembly and association	Right to marry	Prohibition of discrimination	Protection of property	Right to education	Right to free elections	Right not to be tried or punished twice	P1-1	P1-2	P1-3	P7-4					
	Total	Total	Total	Total	Total	2	2	3	3	3	4	5	6	6	6	7	8	9	10	11	12	13	14	P1-1	P1-2	P1-3	P7-4					
Albania	32	27	1		4				2			1	23	3	4		1				11	14						1				
Andorra	4	2		1	1								1									1										
Armenia	30	26	2		2				6			4	13					1	1	6			4		1			7				
Austria	299	222	40	24	13			1	4			10	83	86			14	1	32	1		11	22	4		1	4					
Azerbaijan	51	47		2	2		1	1	3	2		10	20	2	12				3	5		4		18		4		1				
Belgium	171	120	20	16	15	2			11	1		21	47	55			9		4			8	9	1				1				
Bosnia Herzegovina	19	17	2						1			4	7		2		1					1	2	10				1				
Bulgaria	437	395	27	5	10	13	20	2	41	19		229	49	162	3		35	5	7	11		125	6	60		1	1	15				
Croatia	216	177	10	26	3	1	2		8	6		10	59	83	1		14					27	3	15			2					
Cyprus	62	51	5	3	3		1		3	1	1	2	8	35		1	7		1			9	2	4		1		1				
Czech Republic	180	161	6	8	5							24	56	79			15		1	1		14	2	9								
Denmark	40	14	14	11	1							1	1	8			2		1	1		2		1								
Estonia	26	22	3	1					2			9	5	4		4						4										
Finland	158	124	21	9	4				1			1	37	59			20		16			10		2			1					
France	848	627	125	62	34	3	3	2	19		1	47	251	281	1	3	29	1	25	2		32	8	29				4				
Georgia	43	35	7	1		1	3		10	5		13	10	5			3	1	1			4	1	6		1		3				
Germany	234	159	56	9	10				3			23	16	102	1	6	18		4	2		23	11	2								
Greece	686	610	16	20	40	4	3		28	5		32	120	403	9		8	10	9	5		132	9	66		3						
Hungary	245	233	4	6	2				5	2		12	10	189		1	6		7	2		4	1	3		1		3				
Iceland	12	9		3								1	4						1	2				1								
Ireland	27	17	5	1	4							2	5	8			5		1			5	1									
Italy	2166	1651	54	351	110	2	4	1	16	1		29	245	1155	6	2	133		4	3		76	2	310	1	16		24				
Latvia	57	47	7	3		1	1		6			39	9	7		1	17	3	2	1		3	1			3		7				
Liechtenstein	5	5										1	1	2					1			1										
Lithuania	75	61	7	7		1	1		4	1		17	16	24			12					1	3	5		1						
Luxembourg	39	30	6	3			1						11	16			3		2	1		3	1	1								
Malta	44	34	5		5							10	8	8			2		3				3	10								

1959-2011	Total number of judgments																			Other Articles of the Convention								
	Total	Total	Total	Total	Total	2	2	3	3	3	4	5	6	6	6	7	8	9	10	11	12	13	14	P1-1	P1-2	P1-3	P7-4	
Republic of Moldova	227	207	2	2	16			3	8	43	21		55	99	11	15		13	3	17	11		35		89	2		9
Monaco	1	1										1																
Montenegro	8	8											2	1			1		2					2				
Netherlands	134	77	30	16	11			3	1	8			25	22	8			14		5			1	3	1			
Norway	29	21	8										1	9	2			4		5					1			
Poland	945	815	77	40	13	5	4			19	6		267	92	412	3		91	1	17	1	2	20	4	21		3	
Portugal	237	165	10	56	6								2	19	90			5		15			16	1	40			
Romania	859	777	24	23	35	5	16	2	68	29		64	343	88	36	1	45		15	3			17	23	441	2	11	
Russia	1212	1140	49	13	10	202	217	31	357	82	1	422	570	154	38		94	5	23	10			291	5	456	1	78	
San Marino	12	8	1	2	1								7	2				1						1				
Serbia	61	54	4		3					1	1		5	18	21	2		10		4			14	1	12			
Slovakia	269	237	7	21	4	2	2		2				37	21	171	1		15		6			25	2	7			
Slovenia	245	231	11	3				2		4	1		2	3	217			5					209					
Spain	103	65	33	2	3					1	3		3	32	12		2	8		4				1	1		1	
Sweden	99	47	26	23	3	1				3			2	26	12			6		2	1		2	1	5			
Switzerland	113	74	32	5	2		1						13	24	6			16	1	11	1	1	1	4				
"The former Yugoslav Republic of Macedonia"	84	78	3	3							4		6	19	49	4					1			4				
Turkey	2747	2404	57	204	82	92	138	29	243	135		554	729	493	37	4	83	4	207	53			237	3	611	4	30	
Ukraine	822	814	4	2	2	4	15	4	70	28		134	432	259	3		25	3	9	1			145		301	2	14	
United Kingdom	462	279	95	67	21	2	17	2	15			60	90	26		1	64		11	3	4	32	43	2	2	4	2	
Sub Total		12425	916	1054	480	341	458	84	1007	353	3	2205	3672	4810	178	26	853	40	479	128	7	1559	179	2569	9	51	10	216
Total		14854*																										

* Including 21 judgments which concern two respondent States: France & Spain (1992), Turkey & Denmark (2001), Hungary & Greece (2004), Republic of Moldova & Russia (2004, 2011), Romania & Hungary (2005),

Georgia & Russia (2005), Hungary & Slovakia (2006), Hungary & Italy (2006), Romania & the United Kingdom (2008), Romania & France (2008), Albania & Italy (2009), Montenegro & Serbia (2009, 2 in 2011),

Cyprus and Russia (2010), Italy & France (2011), Greece & Belgium (2011), Poland & Germany (2011), France & Belgium (2011) and Switzerland & Turkey (2011).

** Other judgments: just satisfaction, revision judgments, preliminary objections and lack of jurisdiction

Note: Non-execution of court decisions has been counted as a separate category since 2010

February 2012

European Court of Human Rights
Public Relations
Council of Europe
67075 Strasbourg cedex
France