

The ECHR

in
facts &
figures

2018



EUROPEAN COURT OF HUMAN RIGHTS
COUR EUROPÉENNE DES DROITS DE L'HOMME

COUNCIL OF EUROPE



CONSEIL DE L'EUROPE

THE
EUROPEAN
COURT
OF HUMAN
RIGHTS

IN FACTS
& FIGURES

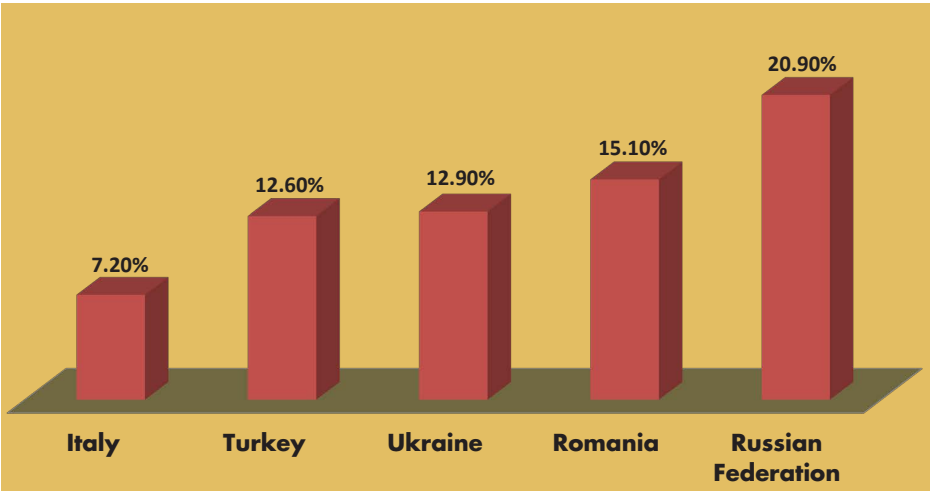
2018

Pending allocated cases

Approximately 56,350 applications were pending before a judicial formation at 31 December 2018. More than a third of these applications had been lodged against one of the following 2 member States of the Council of Europe: the Russian Federation and Romania.

In 2018 there were almost as many new applications allocated to a judicial formation as existing applications disposed of by the Court.

on 31 December 2018



This document has been prepared by the Public Relations Unit of the Court, and does not bind the Court. It is intended to provide basic general information about the way the Court works.

For more detailed information, please refer to documents issued by the Registry available on the Court's website: www.echr.coe.int

© European Court of Human Rights, March 2019

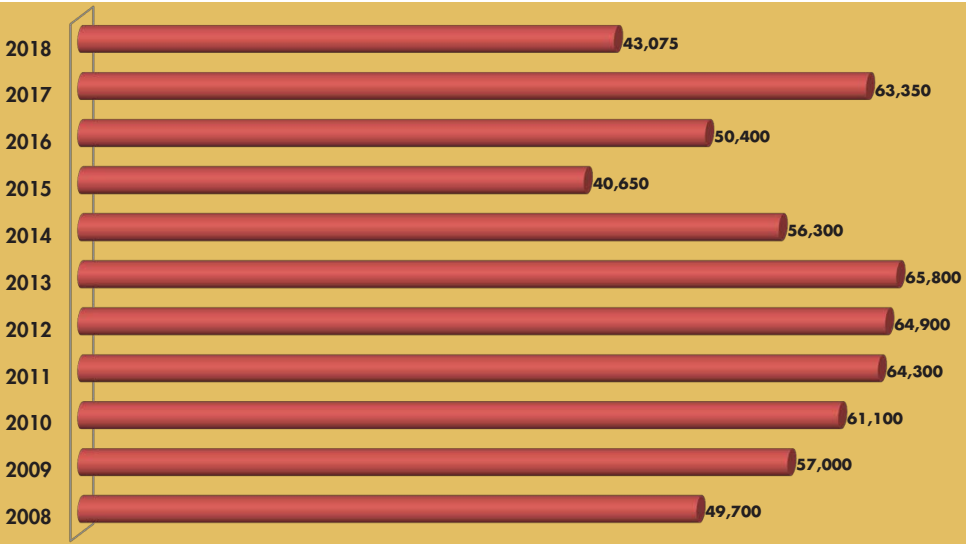
Applications allocated to a judicial formation

Applications which are allocated to a judicial formation are those for which the Court has received a correctly completed form, accompanied by copies of relevant documents.

These applications will be examined by a single judge, a Committee or a Chamber of the Court. These figures do not include applications which are at the pre-judicial stage (incomplete case file).

In 2018 about 43,000 applications were allocated to one of the Court’s judicial formations.

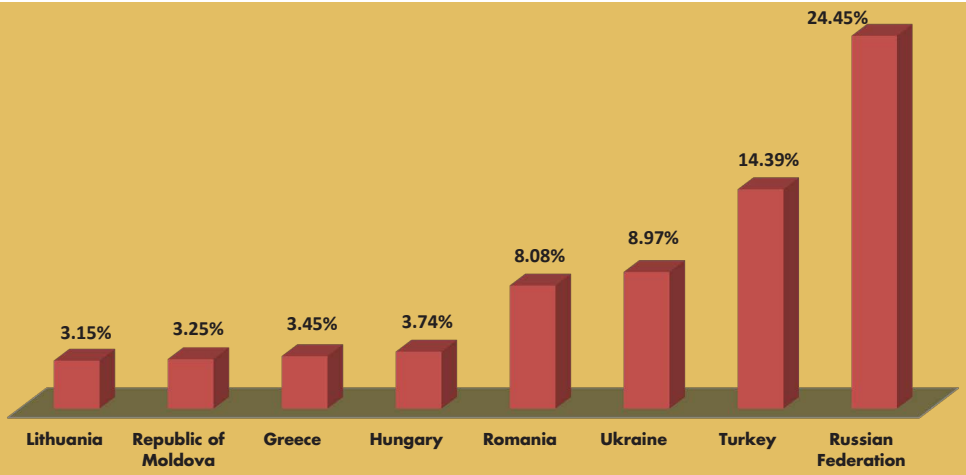
on 31 December 2018



Judgments by State

Almost half the judgments concerned 3 of the 47 member States, namely the Russian Federation (248), Turkey (146) and Ukraine (91). Nearly a quarter of all the judgments delivered by the Court concerned the Russian Federation.

Of the total number of judgments delivered in 2018, the Court found at least one violation of the Convention by the respondent State in 86% of the cases.



Since the Court was established in 1959, the Court has delivered 21,651 judgments. More than a third of them have concerned 3 member States: Turkey (3,532), the Russian Federation (2,501) and Italy (2,396) .

Judgments delivered by the Court

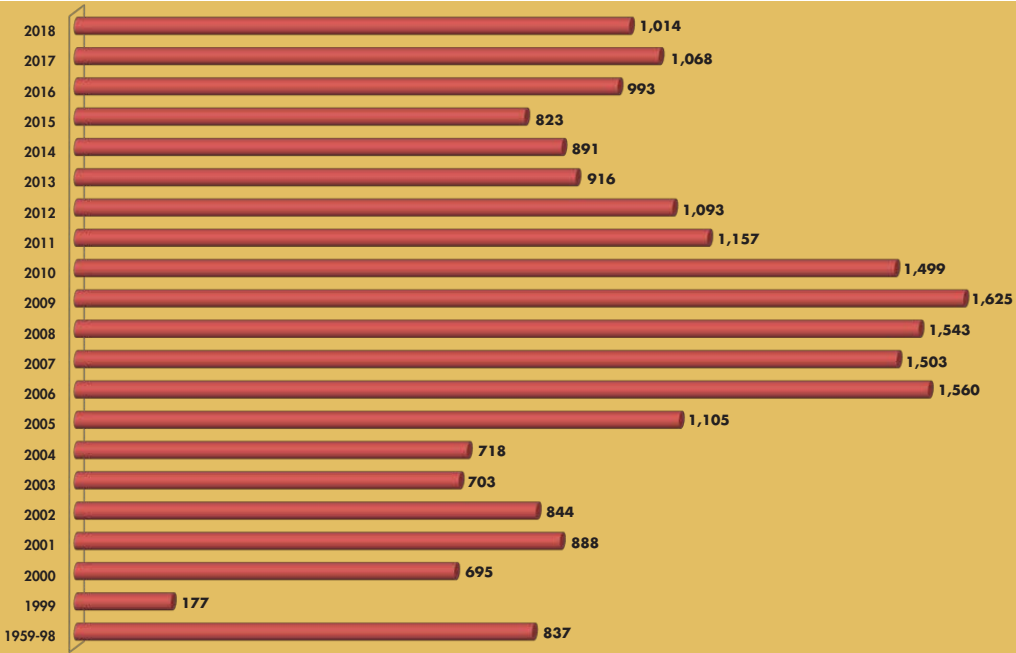
In recent years the Court has concentrated on examining complex cases, and has decided to join certain applications which raise similar legal questions so that it can consider them jointly.

A single judgment may therefore encompass a number of applications.

In 2018 the Court delivered 1,014 judgments concerning 2,738 applications.

In 2018 the Court completed its examination of a total of 42,761 applications with a judgment or decision or by striking the case out of the list.

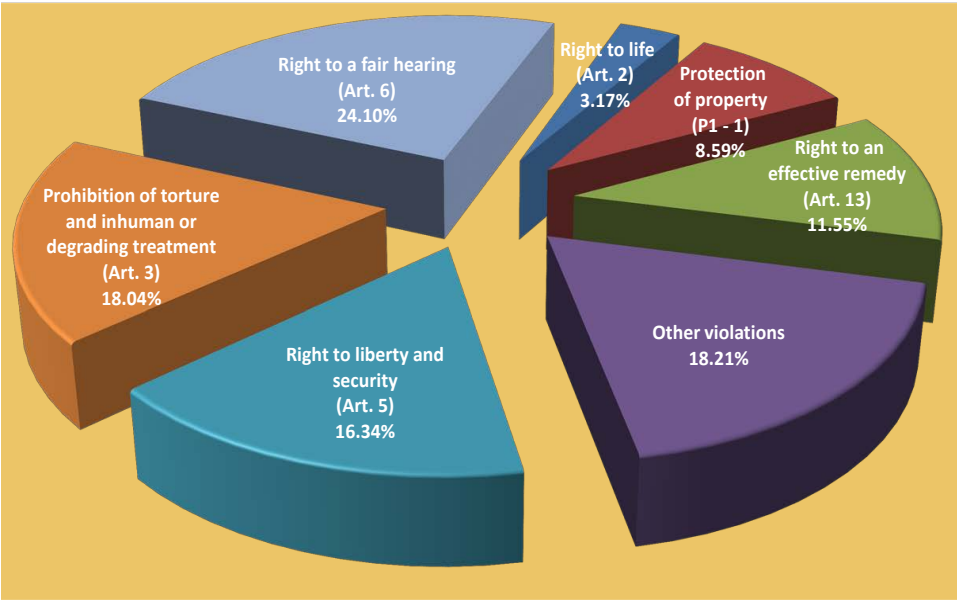
In 2018 there were almost as many new applications allocated to a judicial formation as existing applications disposed of by the Court.



Subject-matter of the Court’s violation judgments

In the judgments delivered by the Court in 2018, nearly a quarter of the violations concerned Article 6 (right to a fair hearing), whether on account of the fairness or the length of the proceedings.

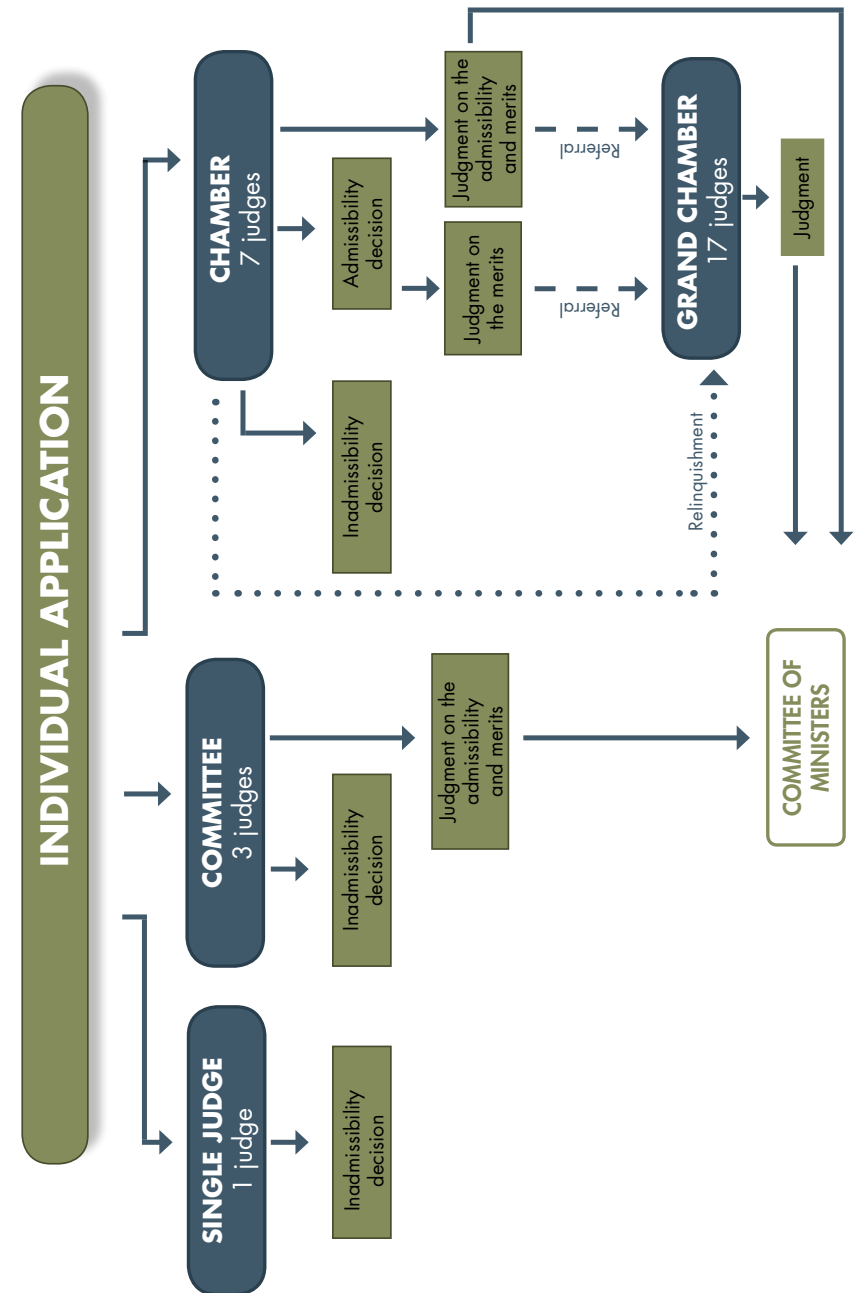
In addition, more than 20% of the violations found concerned serious breaches of the Convention, namely the right to life or the prohibition of torture and inhuman or degrading treatment (Articles 2 and 3).



Throughput of applications in 2018

	Applications allocated to a judicial formation	Applications inadmissible or struck out	Applications declared inadmissible or struck out	Applications in judgment which was delivered	Applications which were decided	Total number of applications decided
	2018	2018	2018	2018	2018	2018
Albania	99	45	9	54		
Andorra	3	2	0	2		
Armenia	167	72	16	88		
Austria	239	232	8	240		
Azerbaijan	313	261	43	304		
Belgium	177	182	10	192		
Bosnia and Herzegovina	898	683	12	695		
Bulgaria	774	841	38	879		
Croatia	669	618	25	643		
Cyprus	52	42	7	49		
Czech Republic	349	333	14	347		
Denmark	37	38	5	43		
Estonia	132	129	4	133		
Finland	174	170	0	170		
France	871	776	37	813		
Georgia	99	141	10	151		
Germany	489	478	23	501		
Greece	420	370	38	408		
Hungary	902	3,318	91	3,409		
Iceland	24	15	3	18		
Ireland	30	26	2	28		
Italy	1,692	2,256	27	2,283		
Latvia	259	234	3	237		
Liechtenstein	9	9	0	9		
Lithuania	438	429	41	470		
Luxembourg	35	35	1	36		
Malta	30	19	14	33		
Republic of Moldova	814	858	44	902		
Monaco	5	4	0	4		
Montenegro	318	264	13	277		
Netherlands	429	459	4	463		
North Macedonia	305	263	15	278		
Norway	84	85	3	88		
Poland	1,941	2,000	24	2,024		
Portugal	149	131	9	140		
Romania	3,369	4,182	519	4,701		
Russian Federation	12,148	7,258	908	8,166		
San Marino	4	8	0	8		
Serbia	2,128	1,224	45	1,269		
Slovak Republic	390	420	19	439		
Slovenia	274	303	10	313		
Spain	592	476	19	495		
Sweden	194	169	3	172		
Switzerland	272	265	8	273		
Turkey	6,717	6,789	320	7,109		
Ukraine	3,207	2,753	290	3,043		
United Kingdom	354	358	4	362		
TOTAL	43,075	40,023	2,738	42,761		

Simplified flow chart of case-processing by the Court




Violations by Article and by State¹

2018	Total number of judgments		Other Articles of the Convention																			
	Total	Total	2	3	3	2/3	4	5	6	6	7	8	9	10	11	12	13	14	P1-1	P1-2	P1-3	P7-4
	9	8	1						7			1					4		2			
Albania	0																					
Andorra	16	15																				
Armenia	5	3	1						8	4	1	2			1	1		3				
Austria	9	9															2					
Azerbaijan	10	4			1				9	1		1			1		1		1			6
Belgium	6	6							2	1			1									
Bosnia and Herzegovina	29	27	2						1	1	4								5			
Bulgaria	24	15							7	1	3	3			1	3	6		11			
Croatia	5	5							4			4			2				3			
Cyprus	4	4							1	1												
Czech Republic	3	3							1	1	1	1							1			
Denmark	4	1										1										
Estonia	0																					
Finland	16	8	7								1	2		1								2
France	10	9	1						4			1									1	
Georgia	19	2	15						1	2												
Germany	35	30	4						6	2	9	1		2	2		12	1				
Greece	38	35	2						2	1	10	2		2	1		6		16			
Hungary	2	2																				
Iceland	2	1	1																			
Ireland	14	11	1						2	1	2	1	4				1		3			
Italy	3	1	2						1													
Latvia	0																					
Lithuania	32	23	8	1					3	3		5	1	1	1		3		8			

March 2019

European Court of Human Rights
Public Relations Unit
F-67075 Strasbourg cedex



www.echr.coe.int

