



EUROPEAN COURT OF HUMAN RIGHTS  
COUR EUROPÉENNE DES DROITS DE L'HOMME

# THE EUROPEAN COURT OF HUMAN RIGHTS

**IN FACTS AND FIGURES 2010**



COUNCIL OF EUROPE    CONSEIL DE L'EUROPE



THE EUROPEAN  
COURT  
OF HUMAN  
RIGHTS  
IN FACTS  
AND FIGURES

This document has been prepared by the Public Relations Unit of the Court and does not bind the Court. It is intended to provide basic general information about the way the Court works.

For more detailed information, please refer to documents issued by the Registry available on the Court's website **[www.echr.coe.int](http://www.echr.coe.int)**

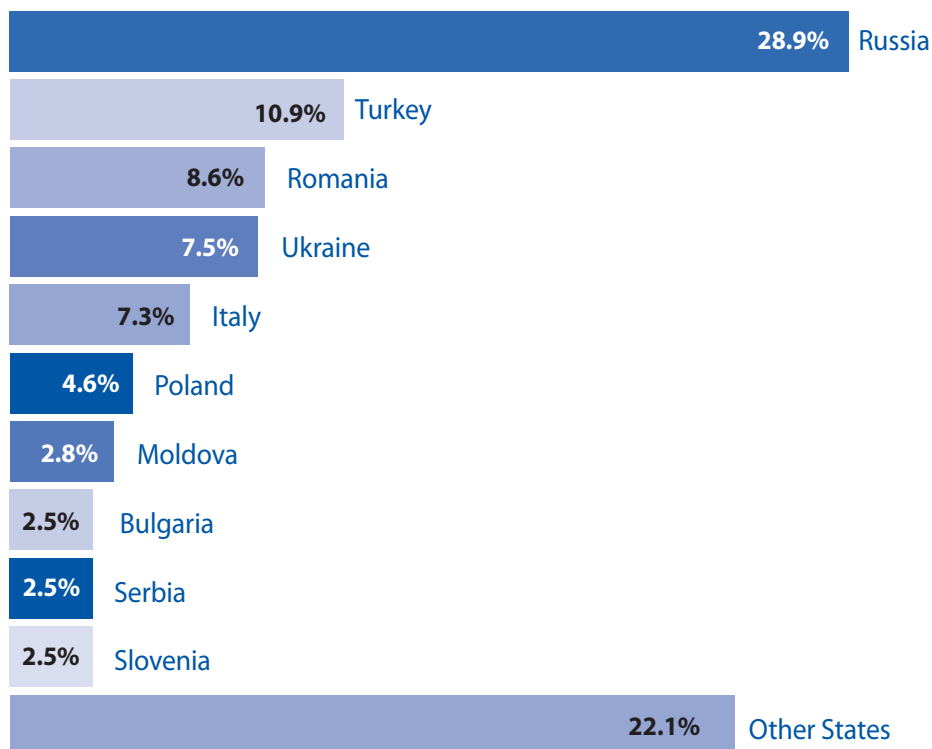
© European Court of Human Rights, January 2011

# Court's statistics for 2010

## Pending allocated cases

Approximately 139,650 applications were pending before a judicial formation on 1 January 2011. More than half of these applications had been lodged against one of four countries: Russia, Turkey, Romania or Ukraine.


on 1 January 2011



## Violation judgments by State

In 2010, more than a third of the judgments delivered by the Court concerned four of the Council of Europe's forty-seven member States: Turkey (278 judgments), Russia (217 judgments), Romania (143 judgments) and Ukraine (109 judgments). Of the total number of judgments it has delivered in 2010, in over 85% of cases the Court has found at least one violation of the Convention by the respondent State.

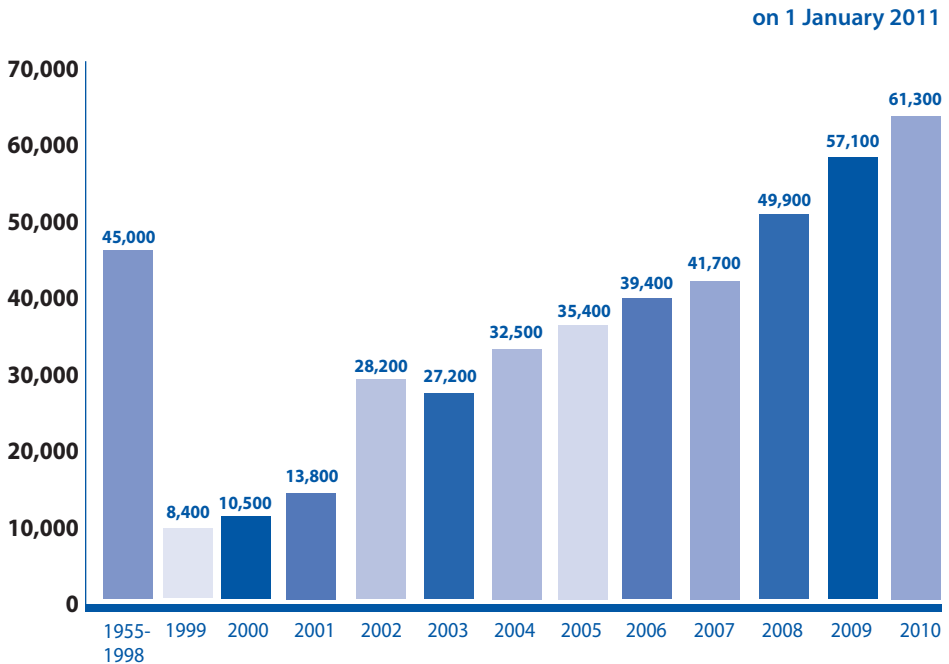
Year 2011



Since it was established in 1959, near the half of the judgments delivered by the Court concerned four member States: Turkey, Italy, Russia and Poland.

## Applications allocated to a judicial formation

Applications which are allocated to a judicial formation are those for which the Court has received a correctly completed form, accompanied by copies of relevant documents. These applications will be examined by a Committee or by a Chamber of the Court. These figures do not include applications which are at the pre-judicial stage (incomplete case file).



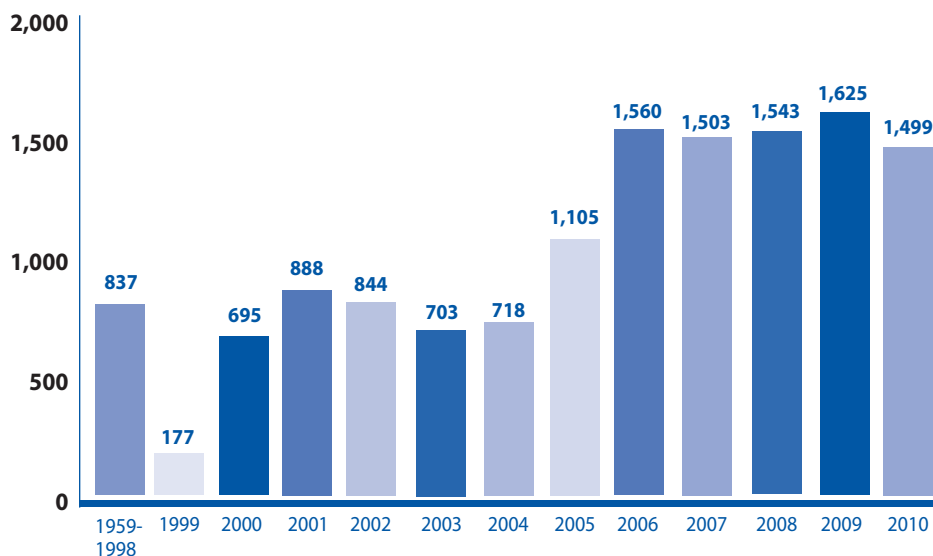
## Judgments delivered by the Court

Since the reform of the Convention system on 1 November 1998, there has been a considerable increase in the Court's caseload. Barely ten years after the reform, the Court delivered its 10,000th judgment. Its output is such that more than 93% of the Court's judgments since its creation in 1959 have been delivered between 1998 and 2010.

In recent years the Court has concentrated on examining complex cases and has decided to join certain applications which raise similar legal questions so that it can consider them jointly. Thus, although the number of judgments delivered each year is not increasing as rapidly as in the past, the Court has examined more applications.

In 2010, the Court delivered 1,499 judgments concerning 2,607 applications. A total of 41,183 applications were decided in 2010.

on 1 January 2011



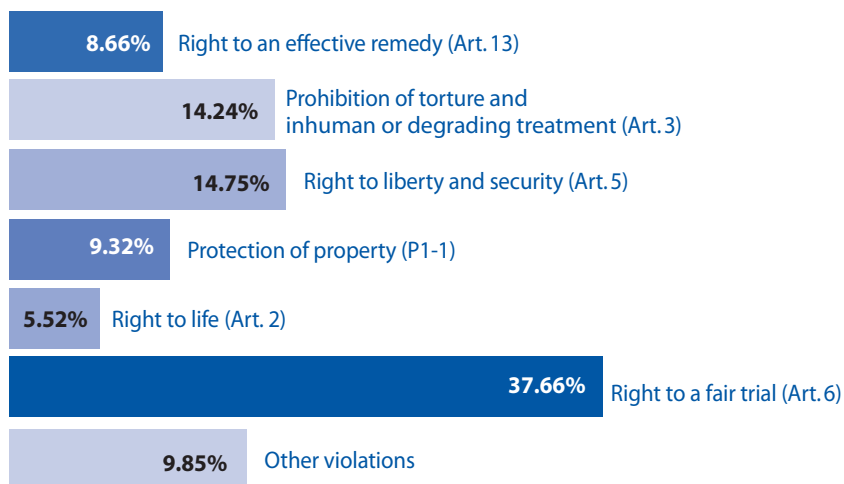


## Subject-matter of the Court's violation judgments in 2010

More than a third of the judgments in which the Court found a violation included a violation of Article 6, whether on account of the fairness or the length of the proceedings. Furthermore, 52% of violations found by the Court concern Article 6 and Article 5 (Right to liberty and security).

Lastly, more than 20% of violations found by the Court concern the right to life or the prohibition of torture and inhuman or degrading treatment (Articles 2 and 3 of the Convention).

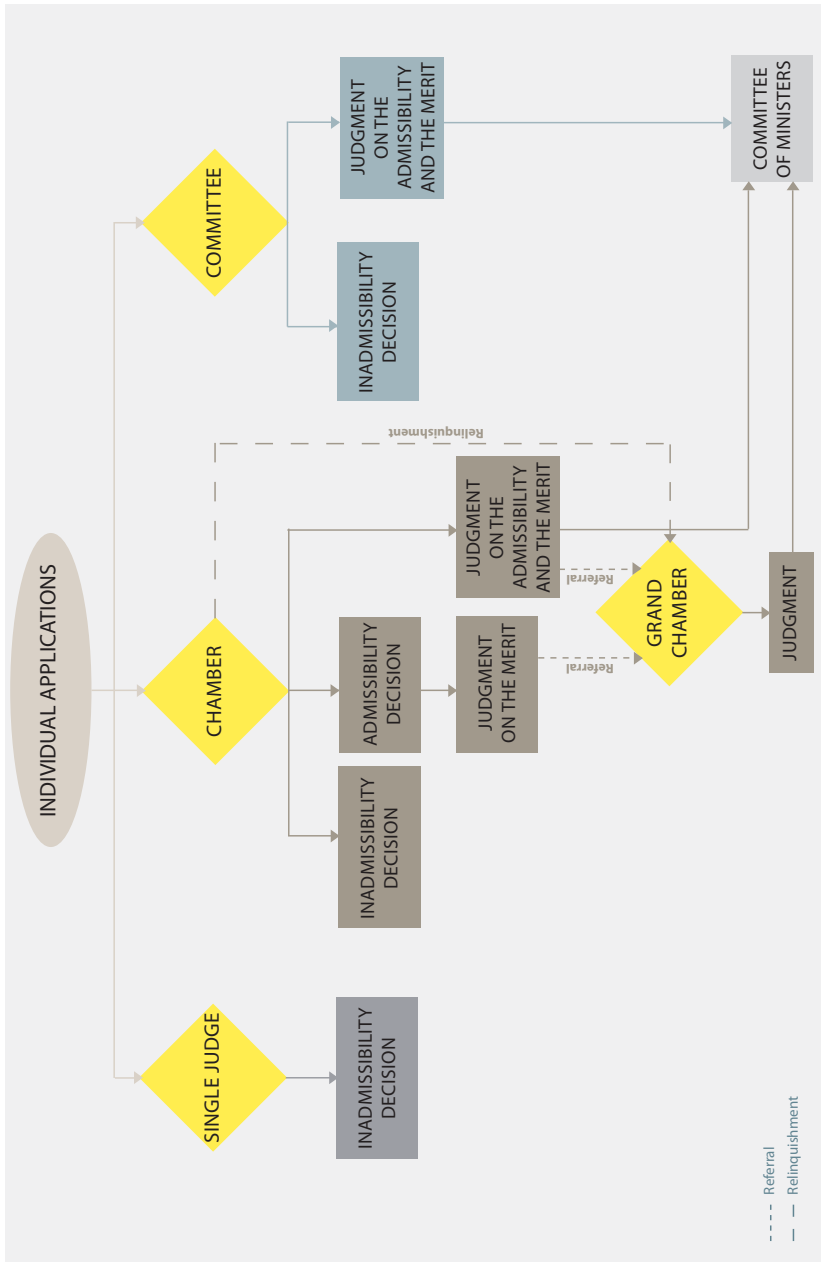
Year 2010



## Throughput of applications in 2010

	Applications allocated to a judicial formation	Applications declared inadmissible or struck out	Application in which judgments delivered	Total number of applications decided
	2010	2010	2010	2010
Albania	96	20	9	29
Andorra	8	3	0	3
Armenia	197	81	5	86
Austria	439	510	19	529
Azerbaijan	337	167	29	190
Belgium	304	69	4	73
Bosnia Herzegovina	658	1 393	1	1 394
Bulgaria	1 348	525	84	609
Croatia	992	357	21	378
Czech Republic	606	1 367	12	1 379
Cyprus	118	57	3	60
Denmark	96	36	0	36
Estonia	265	183	3	186
Finland	377	214	17	231
France	1 619	1 367	44	1 411
Georgia	375	1 608	4	1 612
Germany	1 683	1 544	47	1 591
Greece	585	383	60	443
Hungary	436	240	21	261
Iceland	15	8	1	9
Ireland	62	76	2	78
Italy	3 852	687	668	1 355
Latvia	271	273	4	277
Liechtenstein	15	15	1	16
Lithuania	242	153	8	161
Luxembourg	44	39	7	46
Malta	23	14	4	18
Moldova	945	434	29	463
Monaco	13	7	0	7
Montenegro	305	45	2	47
Netherlands	727	299	4	303
Norway	86	76	1	77
Poland	5 777	3 924	108	4 032
Portugal	186	116	35	151
Romania	5 992	3 650	150	3 800
Russia	14 309	6 911	430	7 341
San Marino	4	5	0	5
Serbia	1 566	1 195	38	1 233
Slovakia	568	664	41	705
Slovenia	837	581	6	587
Spain	689	454	16	470
Sweden	901	283	6	289
Switzerland	368	305	11	316
"The former Yugoslav Republic of Macedonia"	422	456	15	471
Turkey	5 821	3 296	501	3 797
Ukraine	3 962	3 311	119	3 430
United Kingdom	2 766	1 175	23	1 198
<b>Total of applications</b>	<b>61 307</b>	<b>38 576</b>	<b>2 607</b>	<b>41 183</b>

## Simplified case-processing flow chart of the Court



## Violations by Article and by country

	Total		Articles of the Convention														Total										
	Total	Other judgments**	1	2	3	3	3	4	5	6	6	6	6	7	8	9	10	11	12	13	14	P1-1	P1-2	P1-3	P7-4		
<b>2010</b>																											
Albania	7	5									3	1	1							2		2					
Andorra	0																										
Armenia	5	5			2				1	1	6	9										2			1		
Austria	19	16	3																		2	4					
Azerbaijan	16	16	3						8	4	9										1				2		
Belgium	4	4							1	3																	
Bosnia Herzegovina	1	1																									
Bulgaria	81	69	10	1	5	7	1	5	3	14	6	31	3		8					27	1	18			1	2	
Croatia	21	21							5	6	8	1			2						3	2	2				
Cyprus	3	3							1	1	1				2						1						
Czech Republic	11	9	1						6	3	1				1						1						
Denmark	0																										
Estonia	2	1	1																								
Finland	17	16	1								2	9			2												
France	42	28	13	1					5	10	1	1	1		2									5			
Georgia	4	4							2	1					1									3			
Germany	36	29	6	1					1	2	29				2						8						
Greece	56	53	3						5	2	4	8	33	6	2	1	1				17	2	1		1		
Hungary	21	21							1	1	14				3									1			
Iceland	1	1																1									
Ireland	2	2													1												
Italy	98	61	3						34						1									6		2	
Latvia	4	3	1								9	44	5		3												
Liechtenstein	1	1									1																
Lithuania	8	7	1						1	3	3																
Luxembourg	7	5	2								2	3															
Malte	4	3													1												

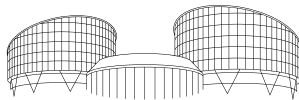


**Provisional Edition (January 2011)**

European Court of Human Rights  
Public Relations Unit  
Council of Europe  
67075 Strasbourg-Cedex  
France

**[www.echr.coe.int](http://www.echr.coe.int)**





EUROPEAN COURT OF HUMAN RIGHTS  
COUR EUROPÉENNE DES DROITS DE L'HOMME

[www.echr.coe.int](http://www.echr.coe.int)