

The ECHR

in

facts & figures
2011



EUROPEAN COURT OF HUMAN RIGHTS
COUR EUROPÉENNE DES DROITS DE L'HOMME



COUNCIL OF EUROPE
CONSEIL DE L'EUROPE

**THE EUROPEAN
COURT
OF HUMAN
RIGHTS
IN FACTS
& FIGURES**

2011

This document, including the Table of violation by Article and by State, has been prepared by the Public Relations Unit of the Court, and does not bind the Court. It is intended to provide basic general information about the way the Court works.

For more detailed information, please refer to documents issued by the Registry available on the Court's website **www.echr.coe.int**

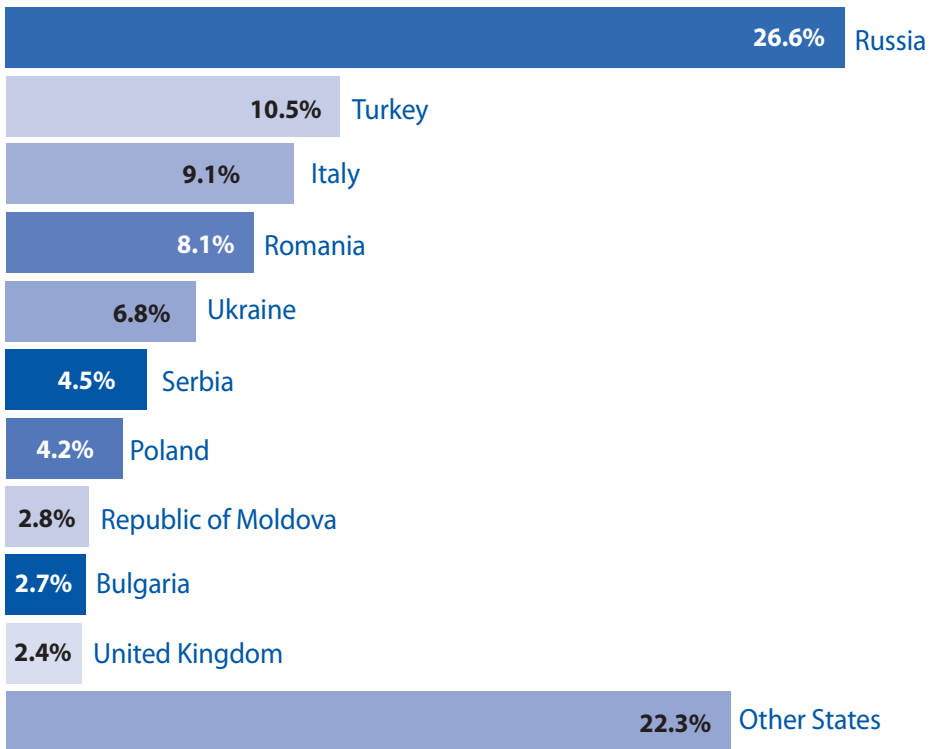
© European Court of Human Rights, January 2012

Court's statistics for 2011

Pending allocated cases

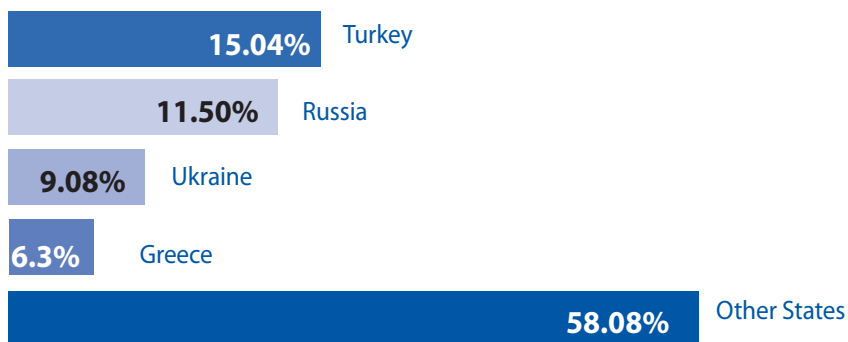
Approximately 151,600 applications were pending before a judicial formation on 1 January 2012. More than half of these applications had been lodged against one of four countries: Russia, Turkey, Italy and Romania.

on 1 January 2012



Judgments by State in 2011

In 2011, more than a third of the judgments delivered by the Court concerned four of the Council of Europe's forty-seven member States: Turkey (174), Russia (133), Ukraine (105) and Greece (73). Of the total number of judgments it has delivered in 2011, in over 85% of cases the Court has found at least one violation of the Convention by the respondent State.

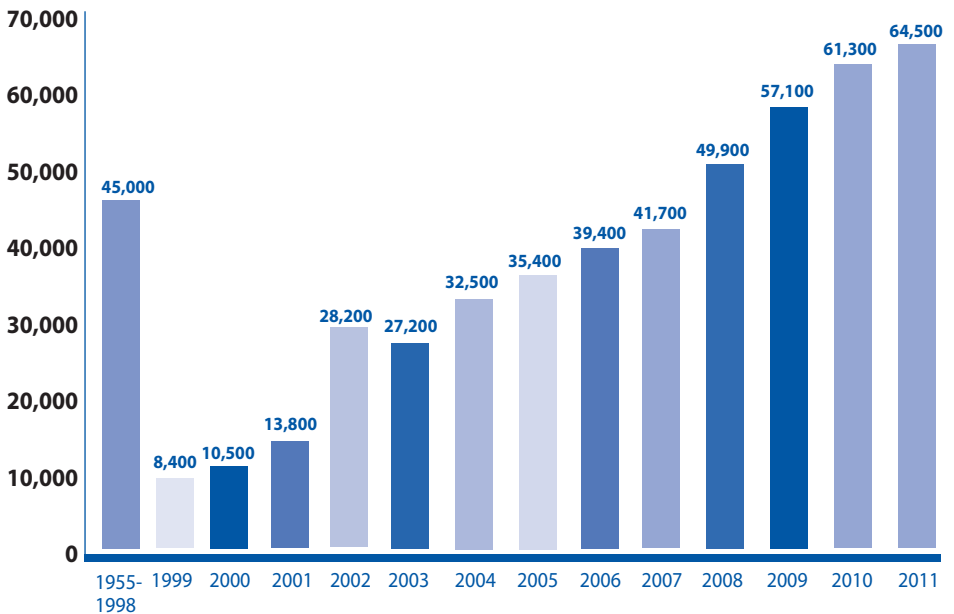


Since it was established in 1959, near the half of the judgments delivered by the Court concerned four member States: Turkey (2,747), Italy (2,166), Russia (1,212) and Poland (945).

Applications allocated to a judicial formation

Applications which are allocated to a judicial formation are those for which the Court has received a correctly completed form, accompanied by copies of relevant documents. These applications will be examined by a single judge, a Committee or by a Chamber of the Court. These figures do not include applications which are at the pre-judicial stage (incomplete case file).

on 1 January 2012

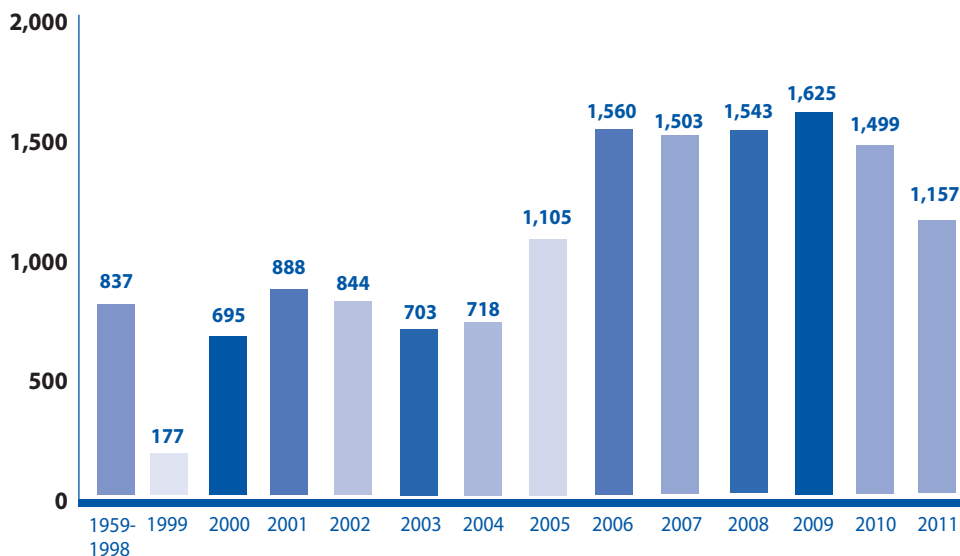


Judgments delivered by the Court

Since the reform of the Convention system on 1 November 1998, there has been a considerable increase in the Court's caseload. Barely ten years after the reform, the Court delivered its 10,000th judgment. Its output is such that more than 91% of the Court's judgments since its creation in 1959 have been delivered between 1998 and 2011.

In recent years the Court has concentrated on examining complex cases and has decided to join certain applications which raise similar legal questions so that it can consider them jointly. Thus, although the number of judgments delivered each year is not increasing as rapidly as in the past, the Court has examined more applications.

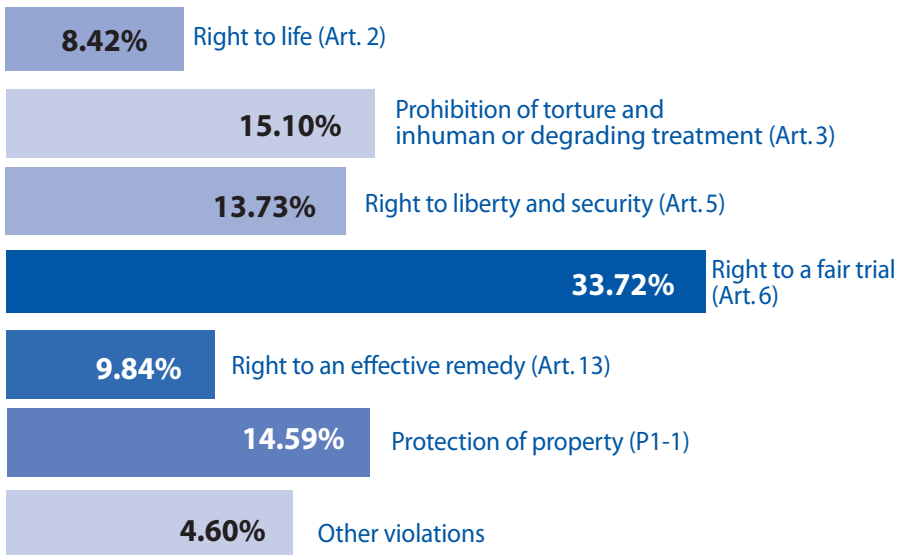
In 2011, the Court delivered 1,157 judgments concerning 1,511 applications. A total of 52,188 applications were decided in 2011.



Subject-matter of the Court's violation judgments in 2011

More than a third of the judgments in which the Court found a violation included a violation of Article 6 (Right to a fair trial), whether on account of the fairness or the length of the proceedings. Furthermore, 49% of violations found by the Court concern Article 6 and Article 3 (Prohibition of torture and inhuman or degrading treatment).

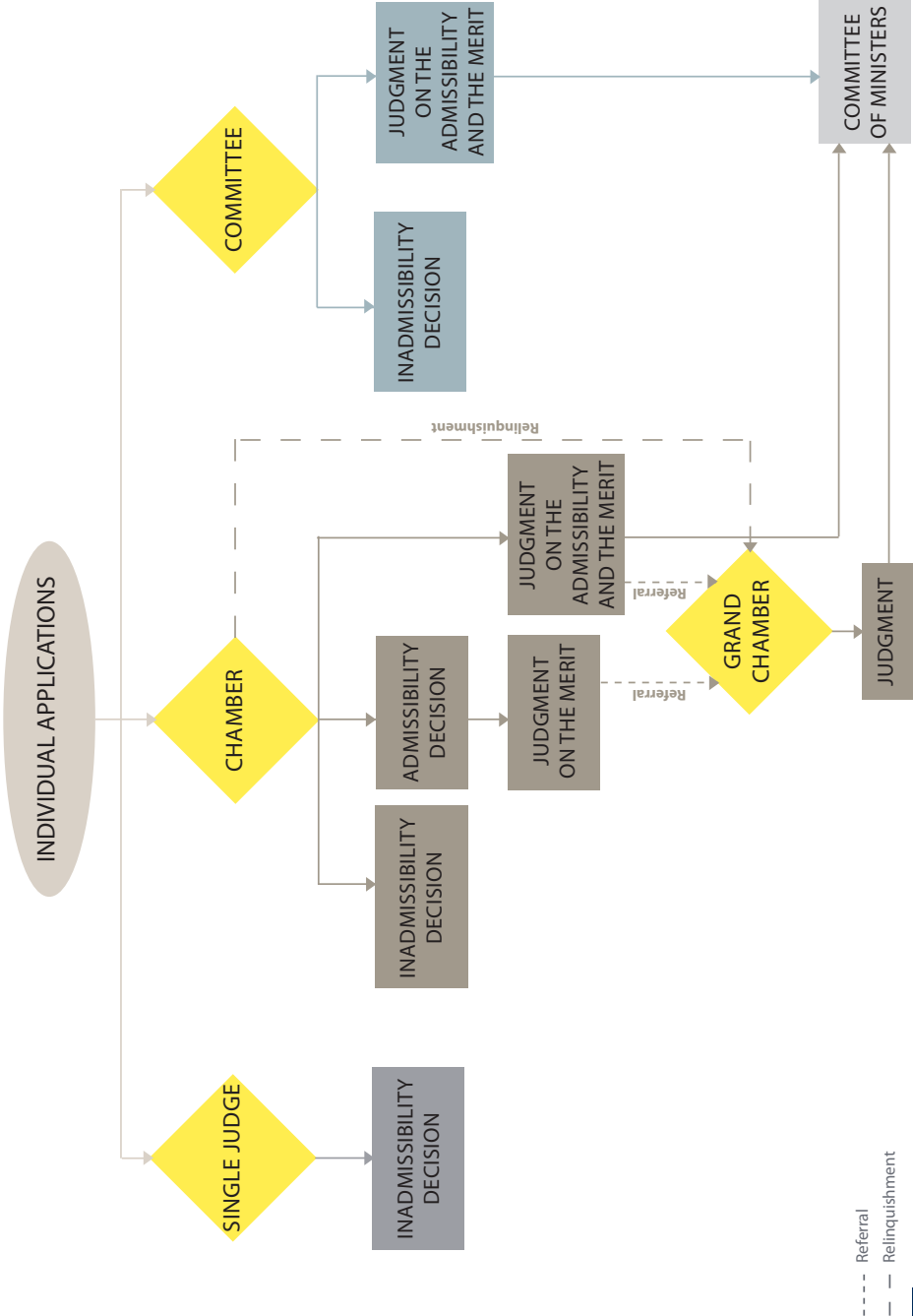
Lastly, more than 23% of violations found by the Court concern the right to life or the prohibition of torture and inhuman or degrading treatment (Articles 2 and 3 of the Convention).



Throughput of applications in 2011

	Applications allocated to a judicial formation	Applications declared inadmissible or struck out	Application in which judgments delivered	Total number of applications decided
	2011	2011	2011	2011
Albania	85	46	5	51
Andorra	8	4	0	4
Armenia	173	144	5	149
Austria	386	334	18	352
Azerbaijan	532	62	25	87
Belgium	256	265	9	274
Bosnia Herzegovina	509	410	33	443
Bulgaria	1 206	543	73	616
Croatia	1 192	1 014	49	1 063
Czech Republic	523	588	29	617
Cyprus	69	43	3	46
Denmark	111	99	6	105
Estonia	346	229	3	232
Finland	433	485	7	492
France	1 600	1 485	32	1 517
Georgia	395	160	4	164
Germany	1 754	1 095	46	1 141
Greece	668	179	73	252
Hungary	656	224	34	258
Iceland	10	14	0	14
Ireland	54	77	2	79
Italy	4 733	556	84	640
Latvia	291	300	12	312
Liechtenstein	9	10	0	10
Lithuania	305	152	10	162
Luxembourg	24	66	3	69
Malta	21	6	13	19
Republic of Moldova	1 025	550	42	592
Monaco	8	14	0	14
Montenegro	318	135	8	143
Netherlands	798	485	6	491
Norway	154	102	1	103
Poland	5 035	5 038	72	5 110
Portugal	163	123	48	171
Romania	5 207	4 585	105	4 690
Russia	14 465	12 223	199	12 422
San Marino	0	3	1	4
Serbia	3 730	449	12	461
Slovakia	553	694	21	715
Slovenia	426	517	16	533
Spain	808	871	15	886
Sweden	1 899	2 586	4	2 590
Switzerland	357	130	11	141
"The former Yugoslav Republic of Macedonia"	376	380	6	386
Turkey	8 702	7 527	229	7 756
Ukraine	4 621	4 647	107	4 754
United Kingdom	1 553	1 028	30	1 058
Total of applications	64 547	50 677	1 511	52 188

Simplified case-processing flow chart of the Court



Violations by Article and by State

	Total	Total	Total	Total	1	2	3	3	3	4	5	6	6	7	8	9	10	11	12	13	14	P1-1	P1-2	P1-3	P7-4	Other Articles of the Convention	
																											Judgments finding at least one violation
Albania	5	4			1							2		3													
Andorra	0																										
Armenia	5	2	1	2							3																
Austria	12	7	4	1								5															
Azerbaijan	9	9									2	7	3														
Belgium	9	7	1	1	2						6																
Bosnia Herzegovina	5	3	2								2		2														
Bulgaria	62	52	8	2	1	4	1	3	3	10	2	21			5	1	2	3			26	1	7			6	
Croatia	25	23	2								5	8	3														
Cyprus	2	1	1								2	1															
Czech Republic	22	19	1	2							1	13	2														
Denmark	6	1	5																								
Estonia	3	3																									
Finland	7	5		2																							
France	33	23	9	1		1	1	5			1	11	2		2	1	2				6						
Georgia	4	3	1																								
Germany	41	31	9	1							8	19	1	5	2	1	1										2
Greece	73	69	2	2							8	6	50	3	1	1											
Hungary	34	33		1							5	4	19		2		2										1
Iceland	0																										
Ireland	2	2																									
Italy	45	34	3	8	1	1		2			2	7	16	1	2											1	1
Latvia	12	10	2								17																2
Liechtenstein	0																										
Lithuania	10	9	1																								1
Luxembourg	3	1	2																								
Malta	13	9	3	1																							5

Violations by Article and by State

2011	Total		Total		Total		Total		Total		Total		Total		Total		Total		Total		Total		Total		Total		Total		Total		Total		Total		Total		Total				
	31	0	5	6	4	2	1	1	1	1	1	1	1	1	1	1	1	1	1	1	1	1	1	1	1	1	1	1	1	1	1	1	1	1	1	1	1				
Republic of Moldova	31	0	5	6	4	2	1	1	1	1	1	1	1	1	1	1	1	1	1	1	1	1	1	1	1	1	1	1	1	1	1	1	1	1	1	1	1				
Monaco	0	0	5	6	4	2	1	1	1	1	1	1	1	1	1	1	1	1	1	1	1	1	1	1	1	1	1	1	1	1	1	1	1	1	1	1	1	1	1		
Montenegro	5	5	6	4	2	1	1	1	1	1	1	1	1	1	1	1	1	1	1	1	1	1	1	1	1	1	1	1	1	1	1	1	1	1	1	1	1	1	1		
Netherlands	6	4	2	1	1	1	1	1	1	1	1	1	1	1	1	1	1	1	1	1	1	1	1	1	1	1	1	1	1	1	1	1	1	1	1	1	1	1	1	1	
Norway	1	1	1	1	1	1	1	1	1	1	1	1	1	1	1	1	1	1	1	1	1	1	1	1	1	1	1	1	1	1	1	1	1	1	1	1	1	1	1	1	
Poland	71	54	16	1	1	1	1	1	1	1	1	1	1	1	1	1	1	1	1	1	1	1	1	1	1	1	1	1	1	1	1	1	1	1	1	1	1	1	1	1	
Portugal	31	27	3	1	1	1	1	1	1	1	1	1	1	1	1	1	1	1	1	1	1	1	1	1	1	1	1	1	1	1	1	1	1	1	1	1	1	1	1	1	
Romania	68	58	3	7	3	8	20	6	2	9	10	6	8	1	1	1	1	1	1	1	1	1	1	1	1	1	1	1	1	1	1	1	1	1	1	1	1	1	1	1	
Russia	133	121	10	2	53	58	6	62	22	68	40	13	18	56	1	2	58	1	2	58	1	2	58	1	2	58	1	2	58	1	2	58	1	2	58	1	2	58	1	2	58
San Marino	1	1	1	1	1	1	1	1	1	1	1	1	1	1	1	1	1	1	1	1	1	1	1	1	1	1	1	1	1	1	1	1	1	1	1	1	1	1	1	1	1
Serbia	12	8	2	2	1	1	1	1	1	1	1	1	1	1	1	1	1	1	1	1	1	1	1	1	1	1	1	1	1	1	1	1	1	1	1	1	1	1	1	1	1
Slovakia	21	19	2	1	1	1	1	1	1	1	1	1	1	1	1	1	1	1	1	1	1	1	1	1	1	1	1	1	1	1	1	1	1	1	1	1	1	1	1	1	1
Slovenia	12	11	1	2	1	1	1	1	1	1	1	1	1	1	1	1	1	1	1	1	1	1	1	1	1	1	1	1	1	1	1	1	1	1	1	1	1	1	1	1	1
Spain	12	9	2	1	1	1	1	1	1	1	1	1	1	1	1	1	1	1	1	1	1	1	1	1	1	1	1	1	1	1	1	1	1	1	1	1	1	1	1	1	1
Sweden	4	4	4	4	4	4	4	4	4	4	4	4	4	4	4	4	4	4	4	4	4	4	4	4	4	4	4	4	4	4	4	4	4	4	4	4	4	4	4	4	4
Switzerland	11	3	8	3	2	2	2	2	2	2	2	2	2	2	2	2	2	2	2	2	2	2	2	2	2	2	2	2	2	2	2	2	2	2	2	2	2	2	2	2	2
The former Yugoslav Republic of Macedonia*	6	6	6	6	6	6	6	6	6	6	6	6	6	6	6	6	6	6	6	6	6	6	6	6	6	6	6	6	6	6	6	6	6	6	6	6	6	6	6	6	6
Turkey	174	159	2	13	6	2	2	36	37	38	30	53	31	9	1	6	4	6	6	6	6	6	6	6	6	6	6	6	6	6	6	6	6	6	6	6	6	6	6	6	6
Ukraine	105	105	2	2	7	3	15	9	42	21	66	2	3	3	3	3	3	3	3	3	3	3	3	3	3	3	3	3	3	3	3	3	3	3	3	3	3	3	3	3	3
United Kingdom	19	8	9	2	5	2	1	3	1	1	1	1	1	1	1	1	1	1	1	1	1	1	1	1	1	1	1	1	1	1	1	1	1	1	1	1	1	1	1	1	1
Sub-total	987	122	4	52	70	90	15	183	89	0	261	211	341	89	5	32	12	0	187	7	155	0	3	1	19																
Total																																									

* One judgment concerns: Italy & France, Greece & Belgium, Montenegro & Serbia (2 judgments), Poland & Germany, France & Belgium, Russia & Republic of Moldova, Switzerland & Turkey

** Other judgments: just satisfaction, revision judgments, preliminary objections and lack of jurisdiction

January 2012

European Court of Human Rights
Public Relations Unit
67075 Strasbourg cedex
France



www.echr.coe.int